




Theme - Transport

**DAV PUBLIC SCHOOL
NTPC, FARIDABAD**



Summer Vacation

FROM 22-05-2017 TO 02-07-2017

RE-OPENS ON 03-07-2017

**LKG Holiday's Homework
(2017-2018)**

"Baby's day out"

Summer is here, let's give a big cheer!!!!

Dear Parents,

Summer holidays are the time of the year when you get an opportunity to spend maximum time with your child. Let your child sail and enjoy in the Ship of adventure rides and high tide activities during the holidays. So we bring meaningful and creative activities to occupy the little ones in their free time.



A) Take your child to explore the city through

- A metro ride

Or

- A bus ride

Encourage them to look around and observe different means of transport they pass through.

Now coming back home ask them to draw a picture of any one of them.

B) Help them enjoy and learn the rhyme with actions

Take a bus

Or take a train

Take a boat

Or take a plane

Take a taxi

Take a car

May be near or may be far

Take a rocket to the moon

But be sure to come back soon!!!

****ADVENTURE BEGINS****

C) Encourage them to:

- Do picture reading.
- Name the different transports found in the picture



D) Art of paper folding "Origami" - guide your child to make any one means of transport of his/her choice using Origami paper.

OR

Guide your child to make traffic lights to enhance their knowledge

E) Take your child with his/ her grandparents for any of the following fun rides

- Boat ride in Akshardham temple
- Visit to any city park

F) Visit any one of the following places with your child:

- . Bal Bhawan
- . Doll Museum
- . Rail Museum

G) Let's make them Little Chefs!!!!!!!

- After exploring their own little world our little explorers must be very tired n exhausted!!!
- So mothers, get ready with energy booster health drink "Lemonade".
- Allow kids to make this tasty tango as they already know how to make it, but don't forget to lend a helping hand.

"Let's enjoy the nature"

H) Nurture the Nature:

- Get up early in the morning and see the rising sun.
- Go for nature walk with your grandparents.
- Hear birds chirping.
- Keep a mud pot, fill it with water every day and observe different birds drinking and playing in water.

- Don't forget to take a few snap shots of each of your fun filled activities and get them to school in a handmade folder.

I) Inculcate following Life Skills in your child to help him/ her become independent:

- Button his/her shirt
- Tie his/her shoe laces
- Pack his/her school bags
- Keep his /her belonging back in their place
- Keep his/her room clean

J) Inculcate Personal Hygiene in your child:

- Let's brush our teeth twice daily!
- Let's comb hair regularly!
- Let's bath everyday!
- Let's wash hands before and after meal!
- Let's trim our nails and keep them clean!

K) Imbibe following Social Skills in your child to help him/ her become disciplined:

Sit at the dining table with your family to eat your meals.

- Encourage them to speak politely to their peer group.
- Encourage the habit of sharing with their peer group.
- Encourage your child to use the following magical words

****MORE FUN TOCOME****



L) To enhance the **Gross Motor Skills** of your child, enroll them in any one of the following activities:

- Aerobics
- Skating
- Swimming
- Dance
- Music
- Summer Camp

M) Engage your child in the following Fine Motor activities:

- Picking up / holding small objects
- Turning pages of a book
- Squeeze bath sponges, washing up sponges to make foam
- Watering the plants using spray bottles

N) Read story books for your child daily

Suggested Story Book Series:

- The fox and the crow
- Little red riding hood
- Goldilocks and the three bears

Suggested Television Channels:

- Discovery Kids
- National Geographic
- .Animal Planet

Suggested Movies:

- Jungle book
- Kung fu panda
- Ghatothkach

O) HAVE FUN WITH WORKSHEETS

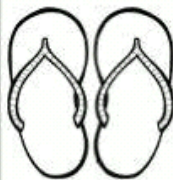
Summer Fun



WORKSHEET - 1

Name: _____

I Can Trace Lines!

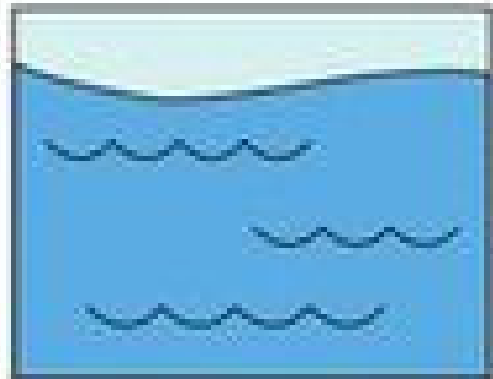



©Miss Kindergarten

WORKSHEET - 2

Vehicle Match Up

Draw a line from the vehicle to the place it travels.







WORKSHEET- 3

Name _____

Transportation Pattern Practice

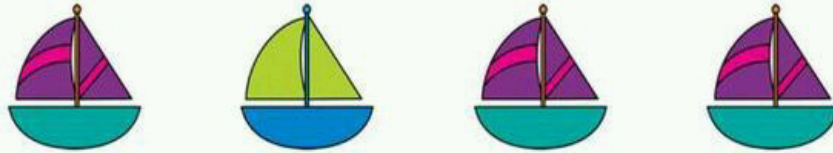
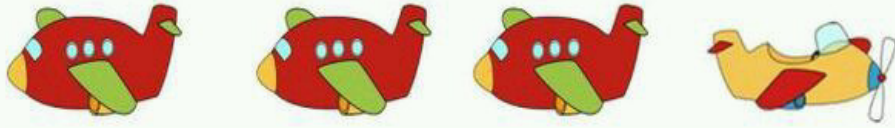
Directions: Cut and glue the correct picture below to complete each pattern.



Cut the picture & paste in the given blocks

WORKSHEET -4

Which One is Different?







www.momonthemove35.com

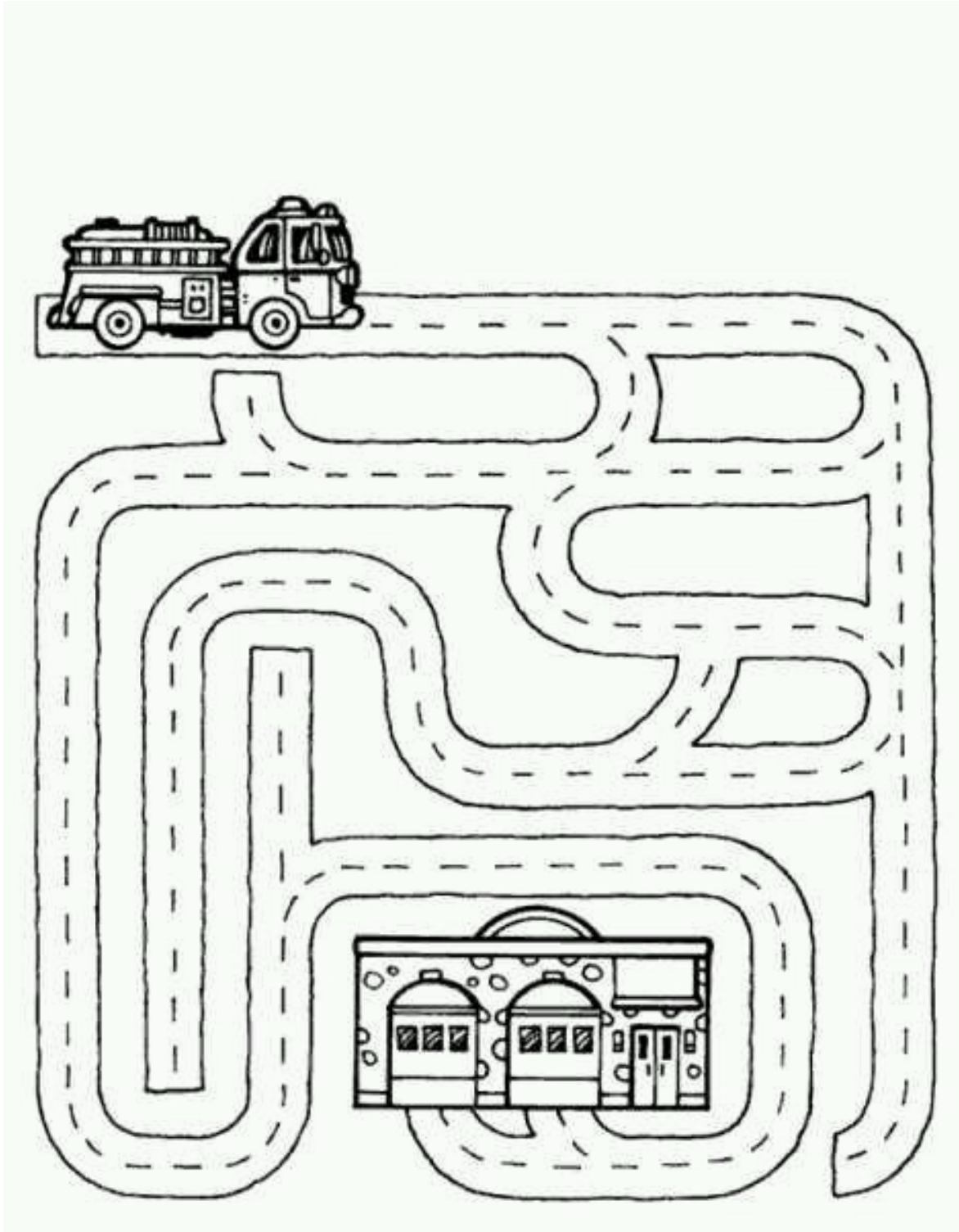
WORKSHEET -5

Trace the lines

Trace the Lines




WORKSHEET- 6



WORKSHEET-7

Paste a family photo in the given space



Golden words:-

- Thank you
- Sorry
- Excuse me
- May I help you
- You are welcome

Have a great



VaCaTion!